



TOV




Follow us!

Show your new purchase some love by tagging it on our Instagram!

 @tovfurniture

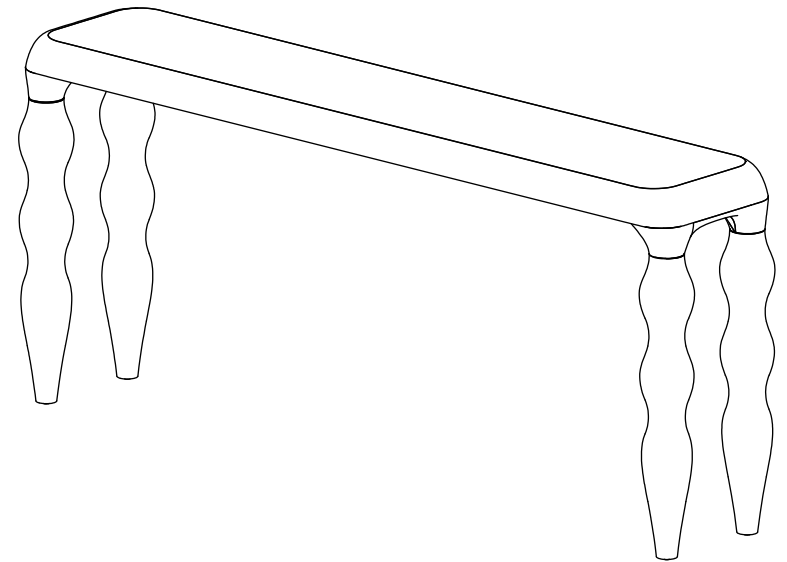
 516-888-3355

 hello@tovfurniture.com

 www.tovfurniture.com

If the future is female—your furniture should be, too. No mahogany in sight. Sexy settees shaped like lips. Price points for any budget. At TOV, we do things differently.

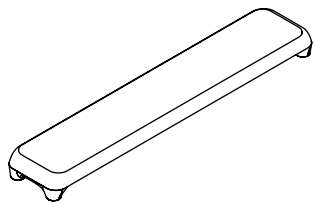
TOV



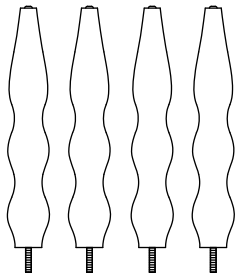
Vicky Console Table

DON'T BE BORING.

Hardware and Components



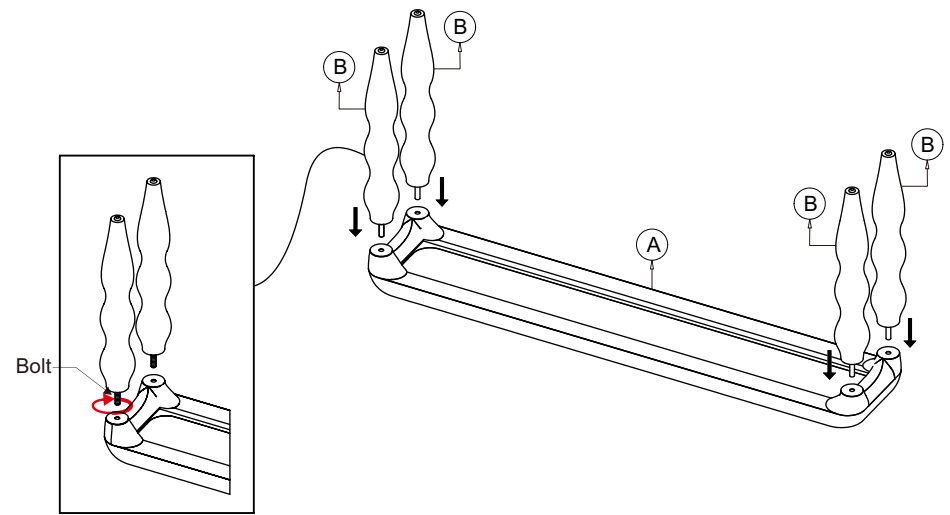
..... (A) Top x 1pc



..... (B) Legs x 4pcs

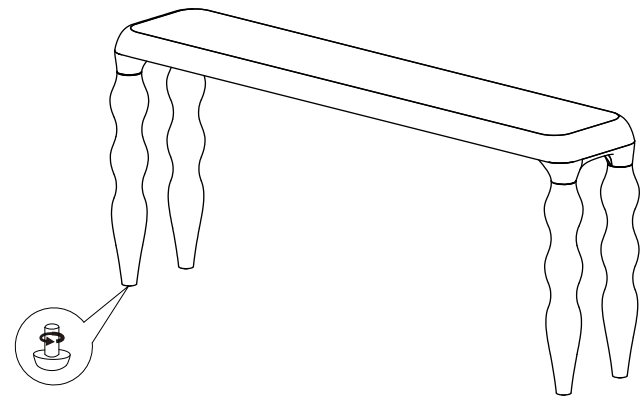
Step 1

- 1) Place the table top (A) upside down and align the four legs (B) with the pre-drilled holes.
- 2) Attach the legs (B), twisting them clockwise until tight.



Step 2

Assembly is complete. Enjoy!



Stuck?

Contact our team @ 516-888-3355

Scan for product care!

