


TOV



Follow us!

Show your new purchase some love by tagging it on our Instagram!

 @tovfurniture

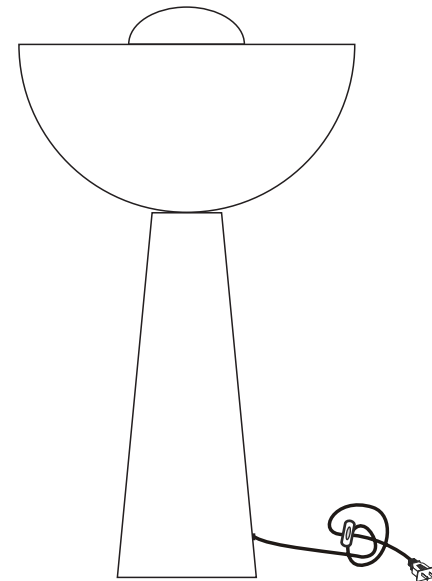
 516-888-3355

 hello@tovfurniture.com

 www.tovfurniture.com

If the future is female—your furniture should be, too. No mahogany in sight. Sexy settees shaped like lips. Price points for any budget. At TOV, we do things differently.

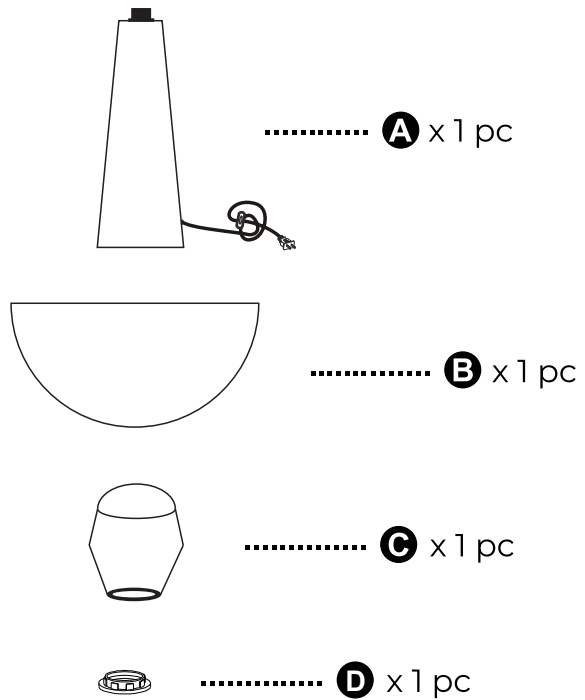
TOV



Rising Green Resin Table Lamp

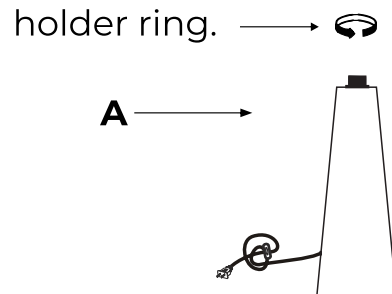
DON'T BE BORING.

Hardware and Components



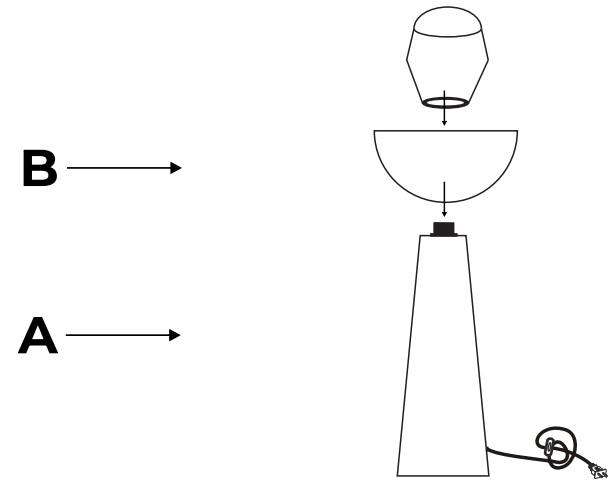
Step 1

Turn the holder ring (D) counter clockwise to loosen and remove it.



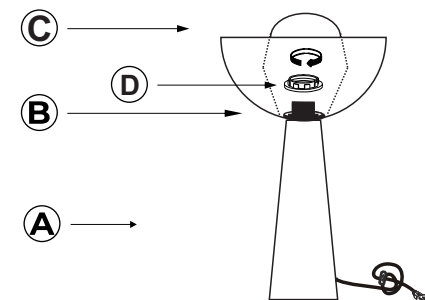
Step 2

Place shade (B) on the lamp base (A), and place the harp (C) on the holder.



Step 3

Reattach and tighten the holder ring (D), by turning it clockwise.



Stuck?

Contact our team @ 516-888-3355

Scan for product care!

