


TOV



## Follow us!

Show your new purchase some love by tagging it on our Instagram!

 @tovfurniture

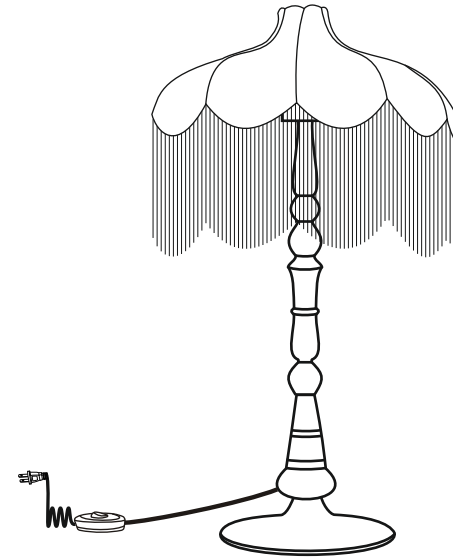
 516-888-3355

 hello@tovfurniture.com

 www.tovfurniture.com

If the future is female—your furniture should be, too. No mahogany in sight. Sexy settees shaped like lips. Price points for any budget. At TOV, we do things differently.

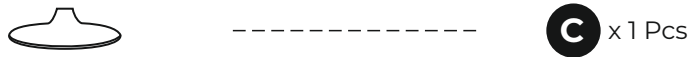

TOV



## Buchanan Jute Fringed Scalloped Table Lamp

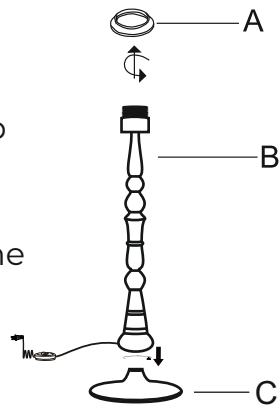
**DON'T BE BORING.**

# Hardware and Components



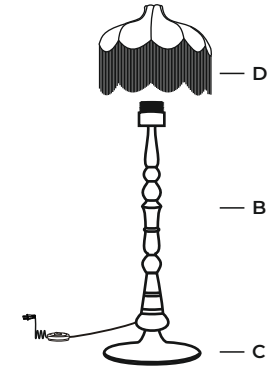
## Step 1

Unscrew the pre-installed Shade Ring (A) from the Lamp Fixture (B) by turning it in a counterclockwise direction. Place the lamp fixture on to the lamp base (C) by turning it clockwise until snug. DO NOT OVERTIGHTEN.



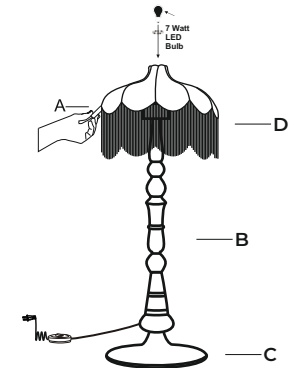
## Step 2

Place the included Shade (D) onto the socket as shown.



## Step 3

Reinstall the Shade Ring (A) onto the socket by turning it clockwise until snug. DO NOT OVERTIGHTEN.



## WARNING ⚠

- To reduce the risk of fire, a 7 watt LED bulb is recommended.
- Never turn on power to the lamp until the light bulb has been installed and assembly is completed.

## Care & Maintenance

- Do not use polishers or cleaners on the lamp.
- Use dry cloth to clean.

Stuck?

Contact our team @ 516-888-3355

Scan for product care!

