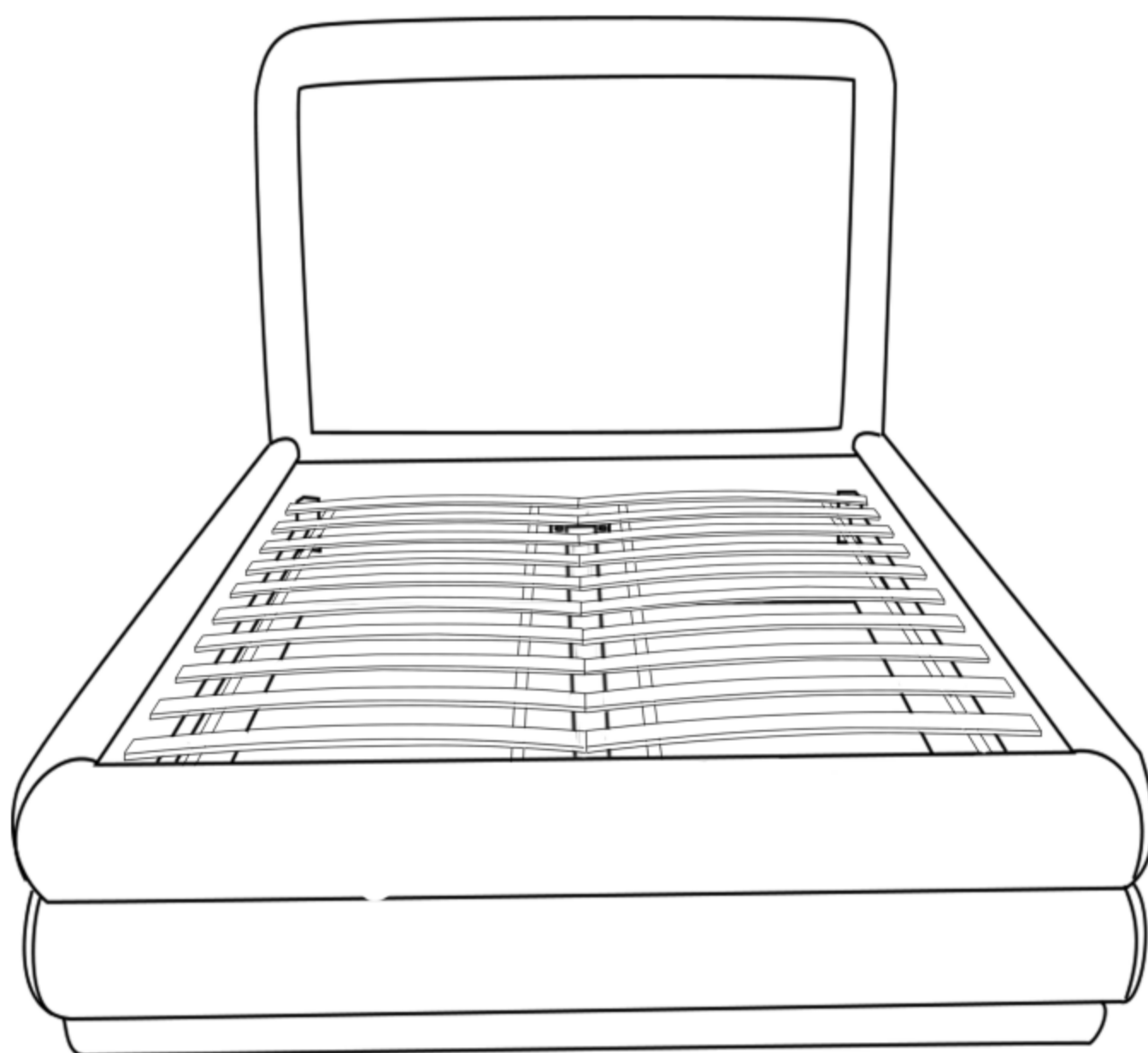















TOV



Briella Bed

DON'T BE BORING.

Hardware and Components

	A	X 1 pc
	B	X 2 pcs
	C	X 1 pc
	D	X 2 pcs
	E	X 1 pc
	F	X 3 pcs
	G	X 12 pcs (8mm x 30mm)
	H	X 20 pcs
	I	X 20 pcs
	J	X 3 pcs (8mm x 45mm)
	K	X 1 pc Allen Key - 8mm
	L	X 4 pcs
	M	X 16 pcs (8mm x 30mm)

Step 1

Open box of hardware and legs.

This hardware box will be a smaller box inside of the main box. Look for the red streamer.



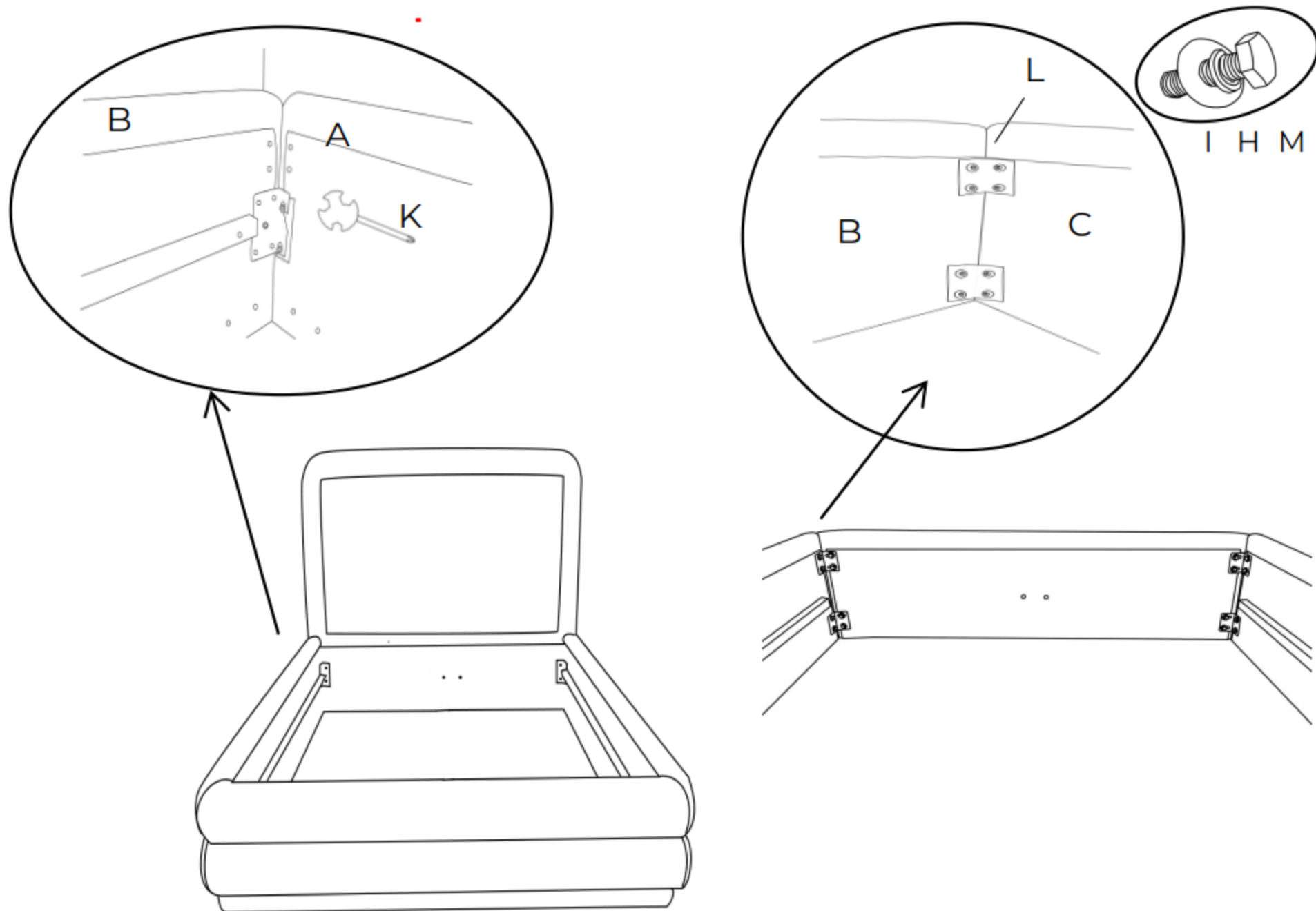
Step 2

A. Layout Headboard (A), siderails (B), and footboard (C) as shown below.

B. Connect the siderails (B) to the headboard (A) using the metal hooks and screws that have been preinstalled.

C. Connect the siderails (B) and footboard (C) using the connector (L) and screws hardware (M,H,I). Attach the lower connectors of both sides first, use Allen Key (K) to tight them but do not fully tighten them until attach the top connectors.

Once the bed is assembled, tighten all bolts securely.



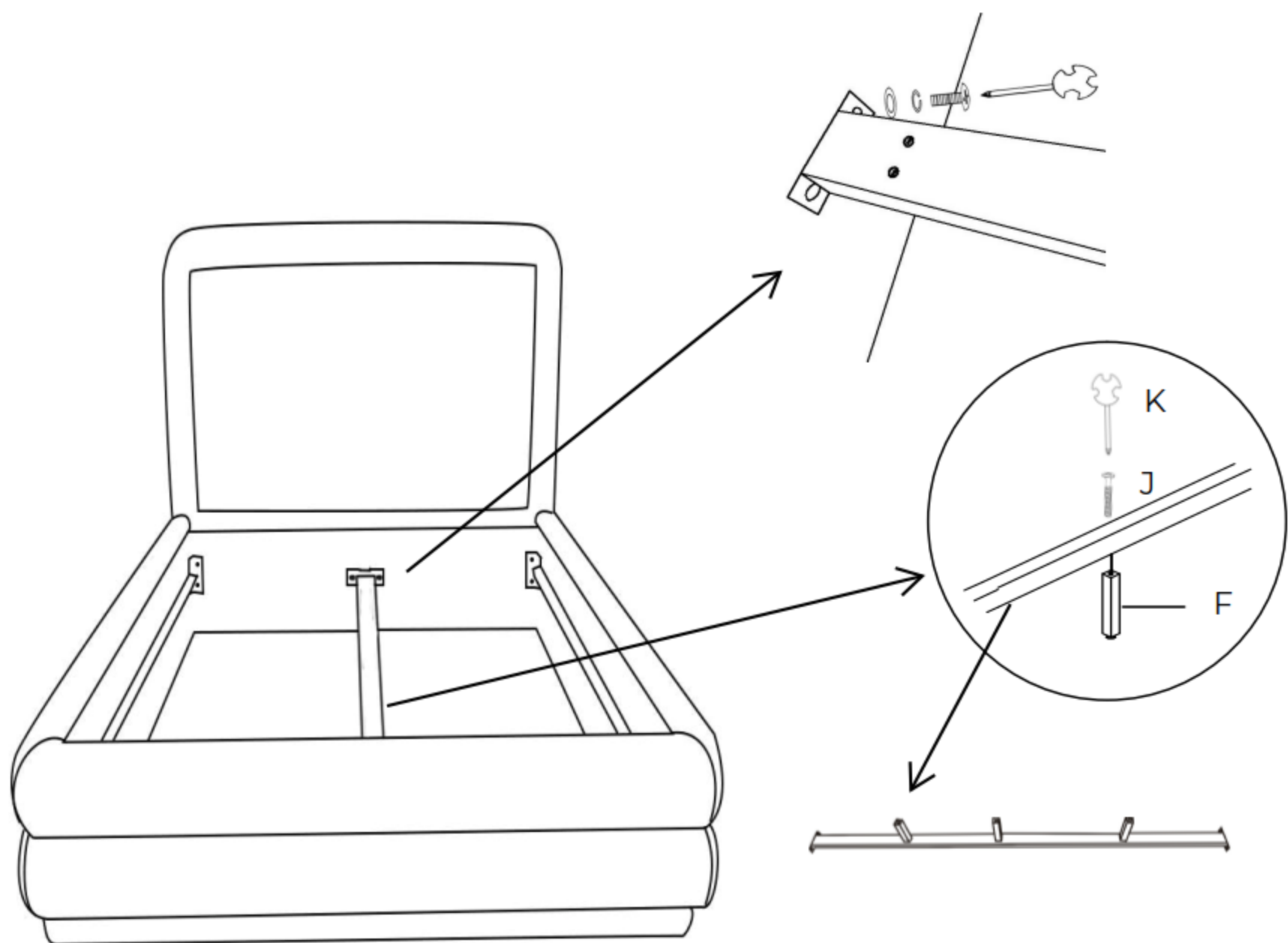
Stuck?

Contact our team @ 516-888-3355
Scan for product care!



Step 3

- A.** Attach the 3 support legs (F) to the support bar (E), using bolt (J). Ensure all legs are tight.
- B.** Secure the support bar (E) to the headboard (A) and to the footboard (C), using bolt (G), and washers (H+I)

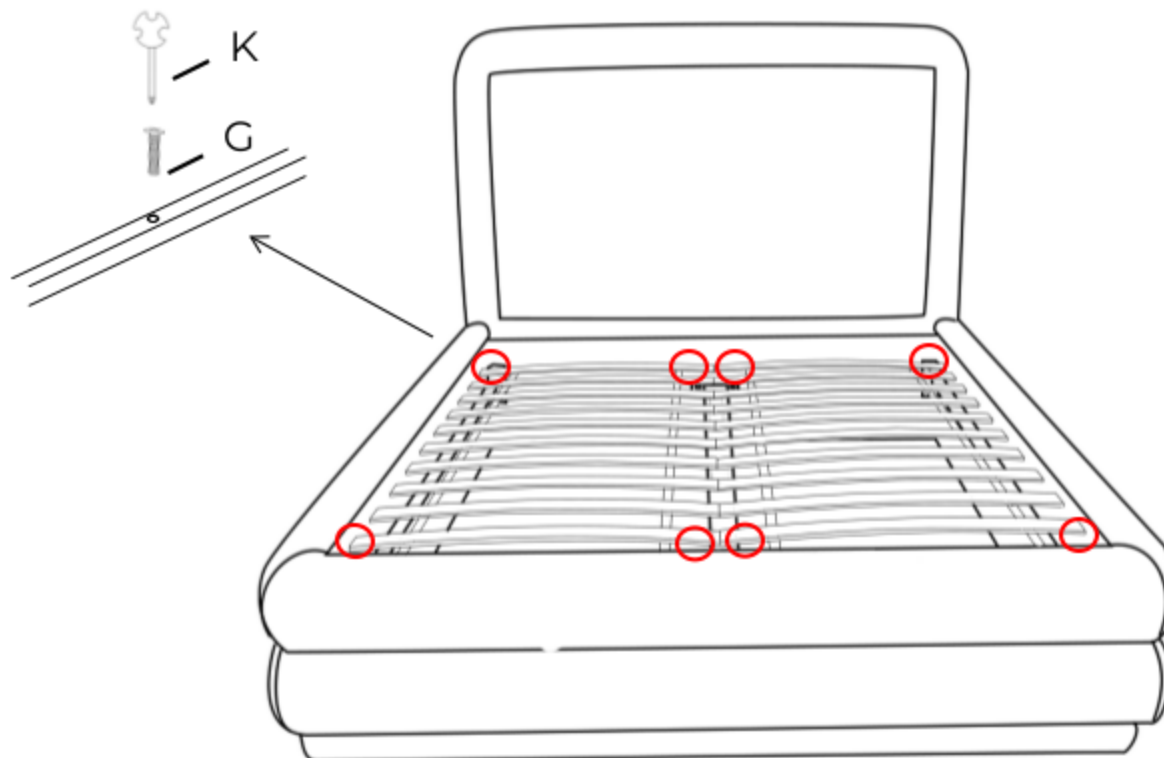


Step 4

A. Install (4) screws (G) into center support bar and (4) screws (G) into the side rail supports. Please note these screws will not go in all the way.

B. Unroll slatroll(D) and place on bedframe. Slats need to be straight and tight.

C. Secure your slats in place by pulling the last slat overtop the bolts you just installed.



D. Your bed is complete, place mattress on slatroll and enjoy your new bed!

Stuck?

Contact our team @ 516-888-3355

Scan for product care!



TOV



Follow us!

Show your new purchase some love by tagging it on our Instagram!

-  @tovfurniture
-  516-888-3355
-  hello@tovfurniture.com
-  www.tovfurniture.com

If the future is female—your furniture should be, too. No mahogany in sight. Sexy settees shaped like lips. Price points for any budget. At TOV, we do things differently.