


**TOV**



**Sydney**  
Armchair

**DON'T BE BORING.**

# Hardware and Components



**A** ×1pc



**B** ×1pc



**C** ×1pc



**D** ×2pcs(6\*16mm)



**E** ×4pcs(6\*25mm)



**F** ×4pcs(6\*18mm)



**G** ×1pc Allen Key-4mm

## Step 1

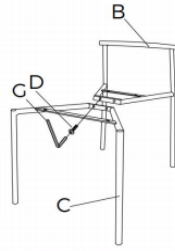
Open box of hardware and legs.

The hardware is in a plastic bag inside of the main box. Look for the red streamer.

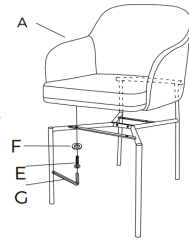


## Step 2

**A.** Connect Front Leg (Part B) and Back Leg (Part C) to complete a metal base with Bolts (Part D), using the Allen Key (Part G).




**B.** Connect the Chair Seat (Part A) to the metal base with Bolts (Part E) & Washers (Part F), using the Allen Key (Part G).



## Step 3

**A.** Fully tighten all bolts with Allen Key (Part G).

**B.** Complete!



Stuck?

Contact our team @ 516-888-3355

Scan for product care!




# TOV



## Follow us!

Show your new purchase some love by tagging it on our Instagram!

 @tovfurniture

 516-888-3355

 hello@tovfurniture.com

 www.tovfurniture.com

If the future is female—your furniture should be, too. No mahogany in sight. Sexy settees shaped like lips. Price points for any budget. At TOV, we do things differently.