

TOV



Solange Chair

DON'T BE BORING.

Hardware and Components



A x1pc



B x1pc



C x4pcs



D x4pcs



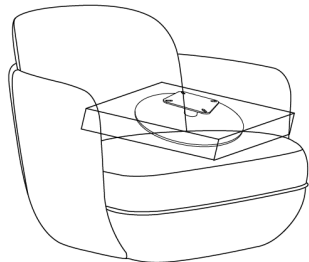
E x4pcs (30mm x 6mm)



F x1pc (Allen Key-4mm)

STEP 1

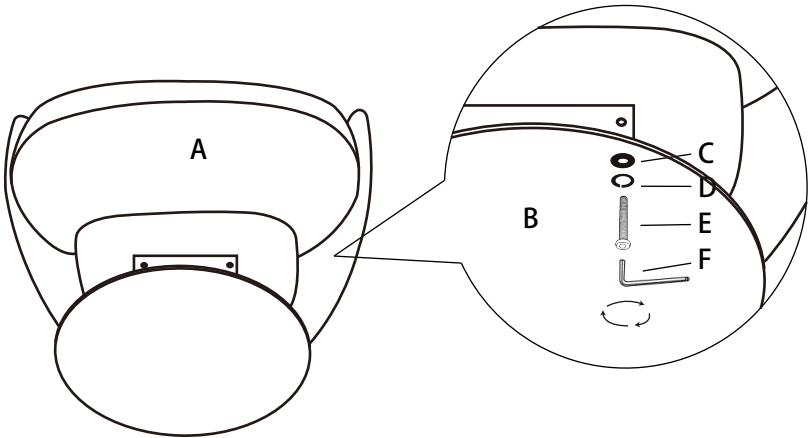
Swivel Base are packed together and put on the seat of the chair body.



STEP 2

A. Tip chair(A) over

B. Use the included hardware to attach the Swivel Base to the chair seat as shown.



STEP 3

A. Tip chair back over

B. Complete!



Stuck?

Contact our team @ 516-888-3355

Scan for product care!




TOV



Follow us!

Show your new purchase some love by tagging it on our Instagram!

 @tovfurniture

 516-888-3355

 hello@tovfurniture.com

 www.tovfurniture.com

If the future is female—your furniture should be, too. No mahogany in sight. Sexy settees shaped like lips. Price points for any budget. At TOV, we do things differently.