


TOV



Follow us!

Show your new purchase some love by tagging it on our Instagram!

 @tovfurniture


 516-888-3355

 hello@tovfurniture.com

 www.tovfurniture.com



If the future is female—your furniture should be, too. No mahogany in sight. Sexy settees shaped like lips. Price points for any budget. At TOV, we do things differently.

TOV








Smooch Round Dining Table

**DON'T BE BORING.**



## Hardware and Components

-  ..... (A) Top x 1pcs
-  ..... (B) Base x 1pcs
-  ..... (C) Bolt M8\*45 x 4pcs
-  ..... (D) Washer  $\varnothing 22*2$  x 4pcs
-  ..... (E) Allen Key x 1pcs

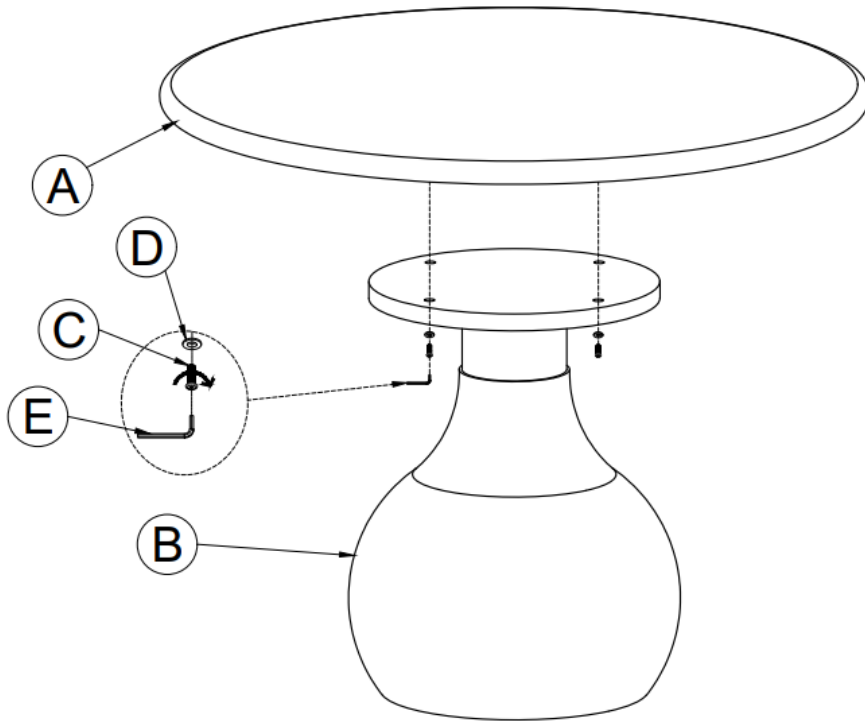
Step 1  
Open box of hardware and legs.

This hardware box will be a smaller box inside of the main box. Look for the red streamer.



Step 2


- 1) Place table base (B) on the floor.
- 2) Secure the table top (A) to the table base (B) with hardware (C) & (D) by wrench (E).



**Please fasten the screws/bolts at 70%, and fully tighten them after all screw/bolts are fully in place.**

Step 3

Complete!



Stuck?  
Contact our team @ 516-888-3355  
Scan for product care!

