


# TOV



## Follow us!

Show your new purchase some love by tagging it on our Instagram!

 @tovfurniture


 516-888-3355

 hello@tovfurniture.com

 www.tovfurniture.com

If the future is female—your furniture should be, too. No mahogany in sight. Sexy settees shaped like lips. Price points for any budget. At TOV, we do things differently.


# TOV



## Polished Nickel Table Lamp

**DON'T BE BORING.**

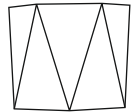
# Hardware and Components



**A** x1pc



**B** x1pc



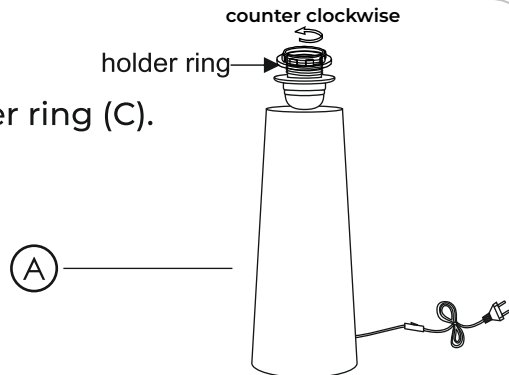
**C** x1pc



**D** x1pc

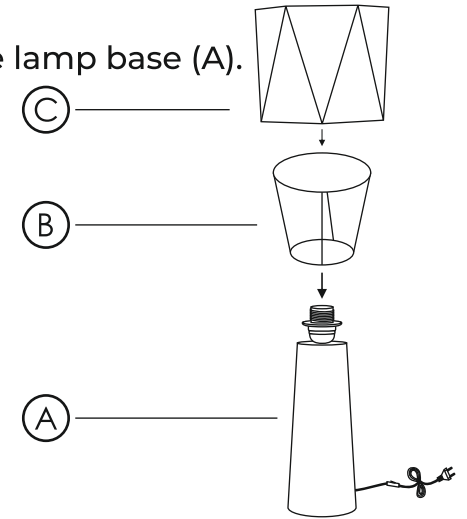
## Step 1

Unscrew the holder ring (C). Counter-clockwise.



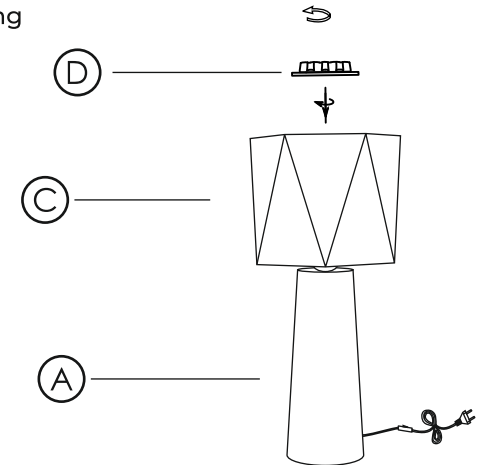
## Step 2

Place shade (B) on the lamp base (A).



## Step 3

Tighten the holder ring (C) by rotating the holder ring clock wise.



**Stuck?**  
Contact our team @ 516-888-3355

Scan for product care!

