
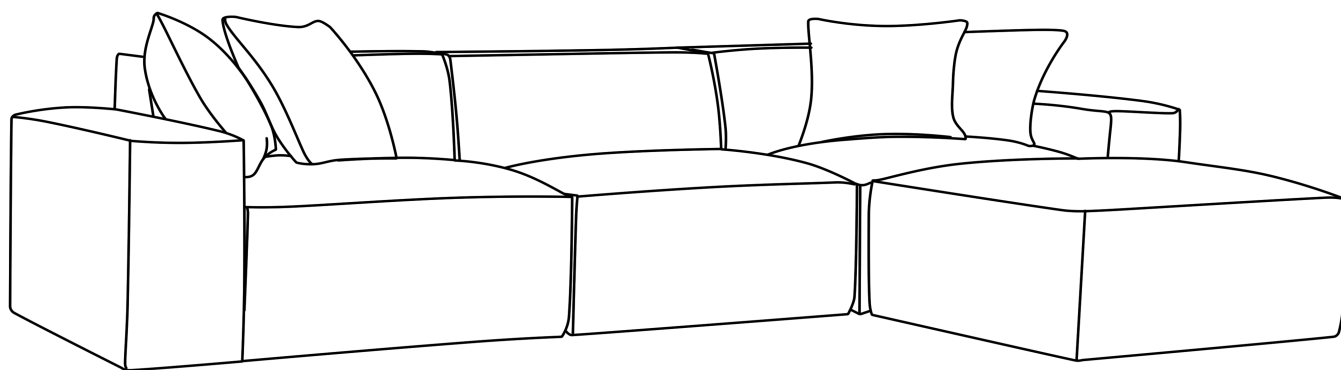



T O V



Mindy

DON'T BE BORING.

Hardware and Components



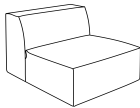
..... A

x 1pc Corner Chair L



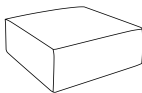
..... B

x 1pc Corner Chair R



..... C

x 1pc Armless Chair

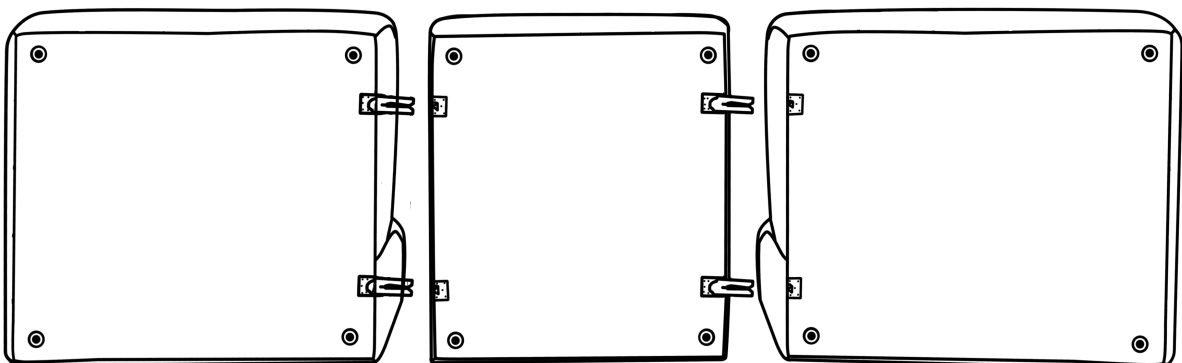


..... D

x 1pc Ottoman

Step 1

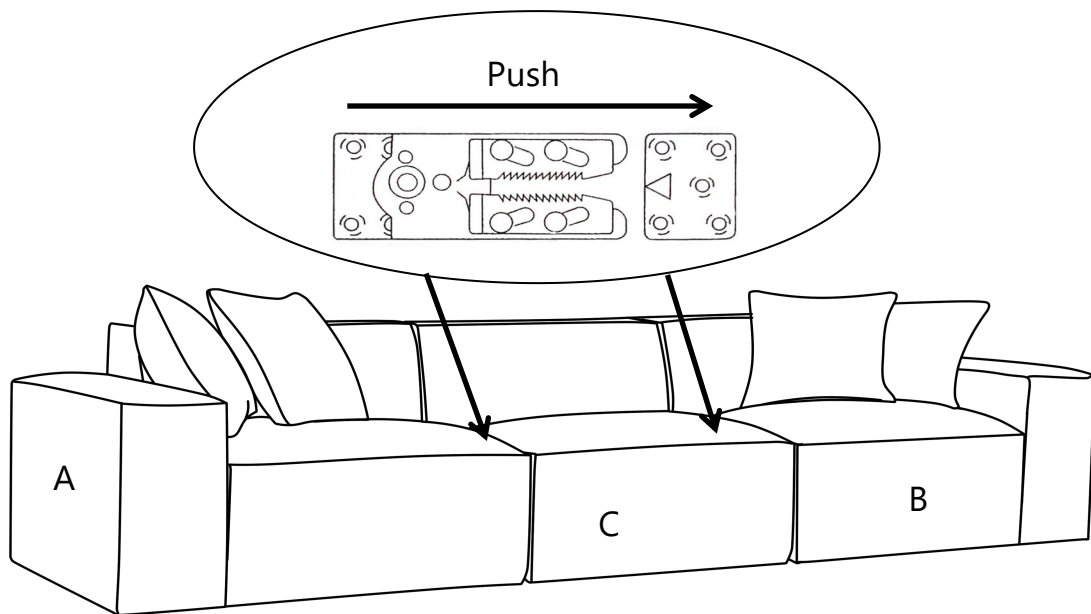
A. Rotate out the bracket to align the alligator clips with their corresponding 'posts' on the neighboring seat.



Step 2

A. Keep them aligned as you push the pieces together so that the post goes into the middle of the clip. You will hear 'clicks' as the post slides into the clip. If you don't hear the clicks, pull theseat back and re-align the connecting hardware.


B. Whenever you may need to disconnect the seats from each other, Lift the seat with the 'posts' up vertically to remove it from the alligator clip. Do NOT try to pull them apart sideways / laterally..



Step 3

A. The connecting hardware orientation always runs in the same direction, allowing you to create many array of possible configurations.

B. Complete!



Stuck?

Contact our team @ 516-888-3355

Scan for product care!




TOV



Follow us!

Show your new purchase some love by tagging it on our Instagram!

 @tovfurniture

 516-888-3355

 hello@tovfurniture.com

 www.tovfurniture.com

If the future is female—your furniture should be, too. No mahogany in sight. Sexy settees shaped like lips. Price points for any budget. At TOV, we do things differently.