



TOV



**Hangover
Modular
Armless Chair**

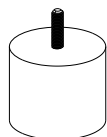
DON'T BE BORING.

Hardware and Components



Chair Body

A x 1 pc



Wood Legs

B x 4 pcs
(Ø60 mm x H50 mm)



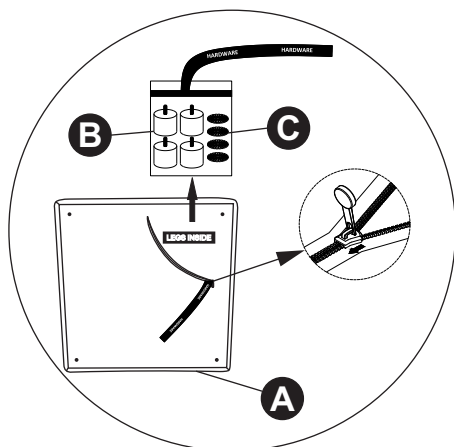
Plastic Washers

C x 4 pcs
(Ø48 mm)

Step 1

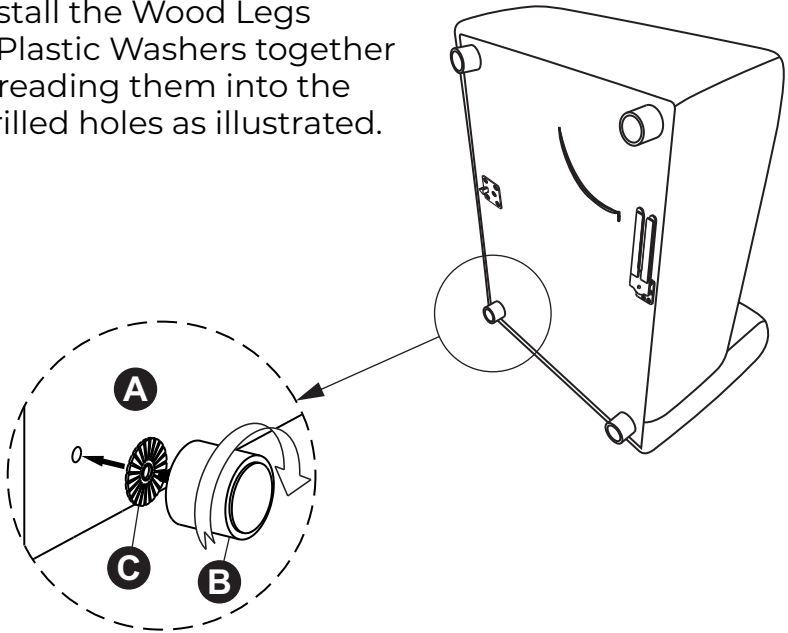
A. Position the Chair Body (part A) with its bottom facing up.

B. Open the zippered compartment to remove the 4 Wood Legs and 4 Plastic Washers. (parts B and C)




Step 2

C. Install the Wood Legs with Plastic Washers together by threading them into the predrilled holes as illustrated.



Step 3

D. Complete!



Stuck?
Contact our team @ 516-888-3355

Scan for product care!




TOV



Follow us!

Show your new purchase some love by tagging it on our Instagram!

 @tovfurniture

 516-888-3355

 hello@tovfurniture.com

 www.tovfurniture.com

If the future is female—your furniture should be, too. No mahogany in sight. Sexy settees shaped like lips. Price points for any budget. At TOV, we do things differently.