


# ASSEMBLY INSTRUCTIONS

# EEI-6995

V0.04.04.24



**Questions? Contact us!**

609.256.9000 • [cs@modway.com](mailto:cs@modway.com)  
[www.modway.com](http://www.modway.com)

**\*modway**

# Let's get started!

\*modway



Read through all of the instructions before starting



Care instructions are listed in the last step of this manual



Approx. 20 minutes assembly time



Make sure you have all parts and components before discarding any packing materials



2 people recommended for assembly

**Only use hand tools to assemble this item.** Do not use power tools. Do not tighten bolts or screws completely until all hardware is lined up and inserted into the holes.


Do not over-tighten screws and bolts to avoid stripping the hardware or cracking the item.

Assemble your item on a flat, carpeted area, with plenty of space to work. This will prevent damage and scratches to your floors or the item while you're assembling the product.

Keep all components and packaging out of reach of children or animals to avoid risk of choking or suffocation.





## Furniture components:

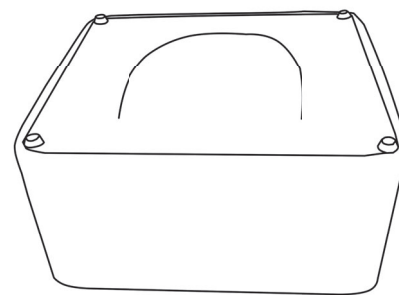
1	Chair Body	x1
2	Base	x1



1

## Provided hardware:

A		Bolt M8x40mm	x4
B		Spring Washer M8	x4
C		Flat Washers M8	x4
D		Allen Key	x1



2

**Wait!**

**Missing parts or hardware? Need assistance?**

Contact us before returning your item. We're here to help!  
609.256.9000 • [cs@modway.com](mailto:cs@modway.com)

# Step 1

## HARDWARE

<b>A</b>	Bolt M8x40mm	x4
<b>B</b>	Spring Washers M8	x4
<b>C</b>	Flat Washers M8	x4

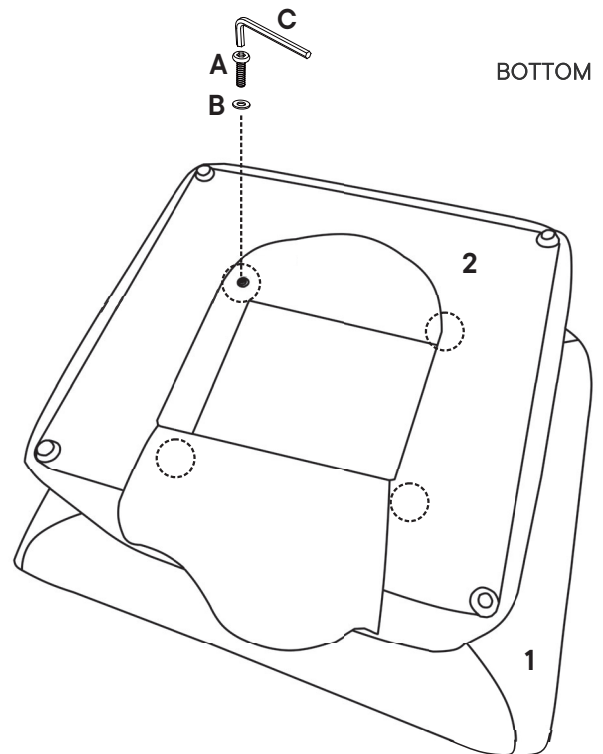
## COMPONENTS

<b>1</b>	Chair Body	x1
<b>2</b>	Base	x1

## TOOLS

<b>D</b>	Allen Key	x1
----------	-----------	----

**Notes:** Do not fully tighten until all bolts are ready for assemble.



# Great job!

Your chair is complete and ready to enjoy.


## ♥ CARING FOR YOUR ITEM

Indoor use only.

Not contract grade.

Spot clean using a non-abrasive cloth and a mild cleaner.

Never use harsh chemicals, as they could damage the finish or integrity of the item.



CONNECT WITH US!   

Tag us @modway\_furniture and #modway for a chance to be featured.