

TOV



## Follow us!

Show your new purchase some love by tagging it on our Instagram!



@tovfurniture



516-888-3355




hello@tovfurniture.com



www.tovfurniture.com

If the future is female—your furniture should be, too. No mahogany in sight. Sexy settees shaped like lips. Price points for any Budget. At TOV, we do things differently.

TOV



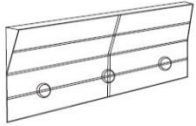
## Baria Wooden Mirror

**DON'T BE BORING.**

## Hardware and Components



----- **A** X1Pc



----- **B** X1Pc



----- **C** X3Pcs



----- **D** X3Pcs

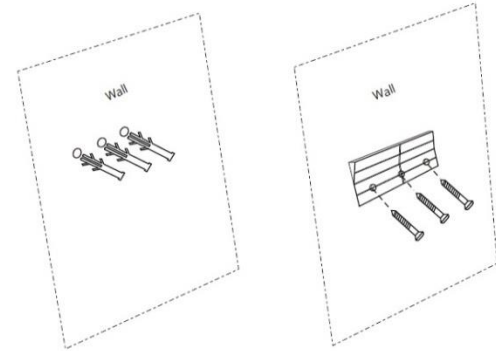
### Step 1

"Find the hardware polybag inside of the box. Look for the red streamer."



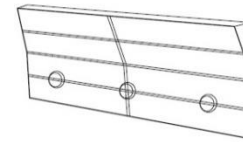
### Step 2

- Make 3 holes in the wall, spaced like the ones in the cleat.
- Place the anchor (C) into the hole.
- Place cleat (B) over the hole and tighten screw (D).

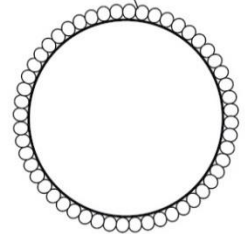
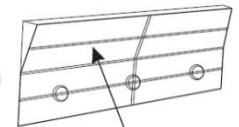


### Step 3

- Hang the mirror (A) onto the fixed cleat on the wall.



Already attached  
back of the mirror



Stuck?

Contact our team @ 516-888-3355

Scan for product care!

