ASSEMBLY INSTRUCTIONS

meridian furniture

835 SIDE TABLE

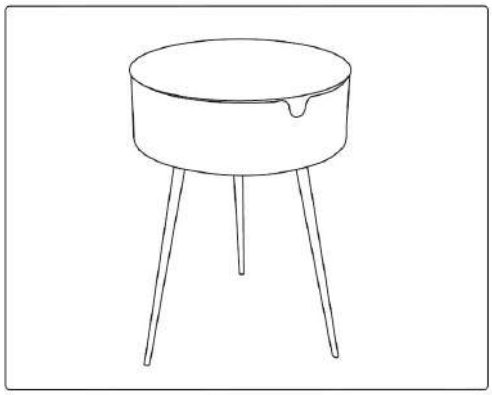

+ Do Not Use Power Tools



+ Suggested Adults



NOTE: For questions about parts or assembly please email support@meridianfurnitureusa.com or call us at 718-758-4455.

1 Read instructions cover to cover.

2 Save all packaging until assembly is completed.

+ Parts Included

① TOP
(No. of pcs 1)

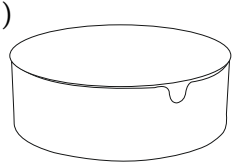

② Legs
(No. of pcs 3)



1 IMPORTANT SAFETY INFORMATION

Do not assemble the product if the following part arrives damaged:
Part # 1 Table Top, Part# 2 Table Legs

CAUTION : DO NOT place hot objects (100°F or more) directly on the Surface.

2 IMPORTANT ASSEMBLY INFORMATION

Assembly Step Turn Part#2 Clockwise to to connect to part#1.

Assembly Step Repeat same step to assemble remaining part#2.

+ Hardware Included

No Hardware Required for Assembly.

ASSEMBLY INSTRUCTIONS

835 SIDE TABLE

meridian furniture

1

Part#1 Table TOP

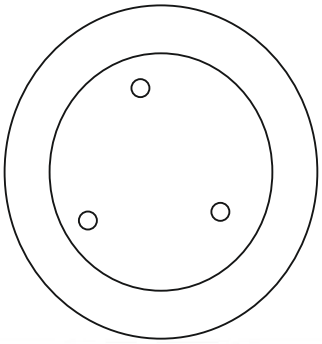

2

Part#2 Table Legs



3

Tighten Leg part#2 turning Clockwise, matching A-A, B-B, C-C.



4

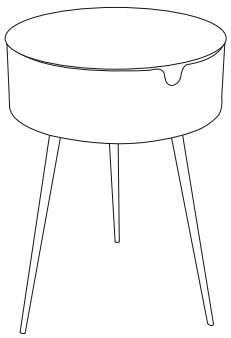

NOTE: For questions about parts or assembly please email support@meridianfurnitureusa.com or call us at 718-758-4455.