ASSEBLY INSTRUCTIONS

77024-BOOKCASE

meridian. furniture

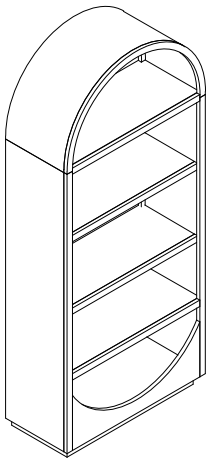

+ Parts Included

① BOOKCASE
(x1 pc)

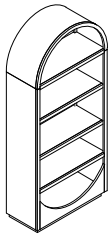

+ Do Not Use Power Tools



+ Suggested Adults



NOTE: For questions about parts or assembly please email support@meridianfurnitureusa.comor call us at 718-758-4455.

1 Read instructions cover to cover
2 Save all packaging until assembly is completed

1 IMPORTANT SAFETYINFORMIATION

Do not assemble the product if any of the following parts arrived damaged.
Part -Bookcase X1pc

Do not assemble if any of the following Harcware parts are missing;
Part A -Anti Tipping Kit X2pcs

2 IMPORIANTASSEMBLY INFORMATION

Assembly Step If loosening persists, please make sure to tiqhten all the bolts periodically, or use a thread locker adhesive

+ Hardware Included

A Anti Tipping Kit
(2pcs)

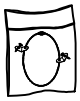

ASSEBLY INSTRUCTIONS

77024-BOOKCASE(NO DOORS)

meridian furniture

①



NOTE:For questions about parts or assembly please emai
support@meridianfurnitureusa.com or call us at 718-758-4455.

www.MeridianFurnitureUSA.com| support (@meridianfurnitureusa.com