ASSEMBLY INSTRUCTION

SKU - #194 Sectional



+ Do Not Use Power Tools



+ Suggested Adults



NOTE:For questions about parts or assembly please email support@meridianfurnitureusa.com or call us at 718-758-4455.

1 Read instructions cover to cover.
2 Save all packaging until assembly is completed.

1 IMPORTANT SAFETY INFORMATION

Do not assemble the product if any of the following parts arrived damaged:

Part # - Left Loveseat Base

Part # - Corner Base

Part # - Right Loveseat Base

Part # - Sofa Leg

2 IMPORTANT ASSEMBLY INFORMATION

Assembly Step If loosening persists,please make sure to tighten all the bolts periodically,or use a thread locker adhesive.

+ Parts Included

① LEFT LOVESEAT BASE
1PC



② CORNER BASE
1PC

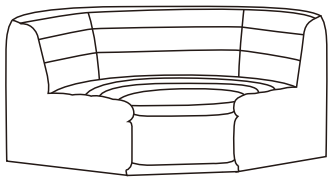

③ RIGHT LOVESEAT BASE
1PC

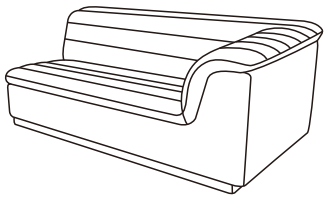

④ SOFA LEG
13PCS



ASSEMBLY INSTRUCTION

SKU - #194 Sectional

meridian furniture

1

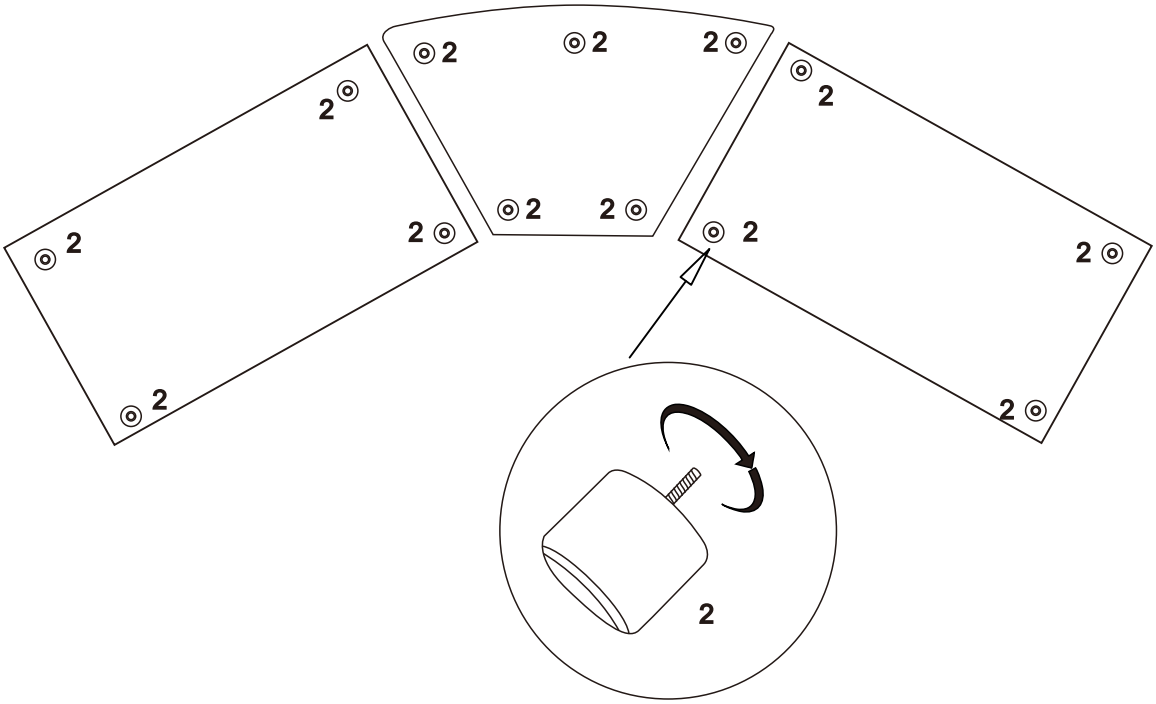

2

