# ASSEMBLY INSTRUCTIONS

SKU - #184

meridian furniture

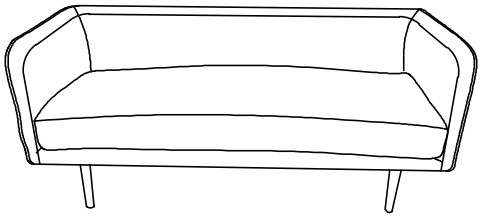

## + Parts Included

① Sofa 1pc

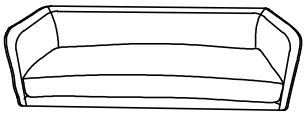

② Gold leg 5pcs

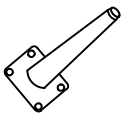

## + Do Not Use Power Tools



## + Suggested Adults



## + Hardware Included

**A** Allen wrench 1 pc



**B** Bolt M8"*35mm 16pcs



**C** Washer M8*16mm 16 pcs



**NOTE:**For questions about parts or assembly please email support@meridianfurnitureusa.com or call us at 718-758-4455.

**1** Read instructions cover to cover.

**2** Save all packaging until assembly is completed.

## 1 IMPORTANT SAFETY INFORMATION

**Do not** assemble the product if any of the following parts arrived damaged:

part # - Sofa

part # - Gold leg

**Do not** assemble if any of the following Hardware parts are missing:

part # - Allen wrench

part # - Bolt M8"*35mm

part # - Washer M8*16mm

## 2 IMPORTANT ASSEMBLY INFORMATION

**Assembly Step** If loosening persists,please make sure to tighten all the bolts periodically,or use a thread locker adhesive.

