ASSEMBLY INSTRUCTION

SKU - #159 -C



+ Do Not Use Power Tools



+ Suggested Adults



NOTE: For questions about parts or assembly please email support@meridianfurnitureusa.com or call us at 718-758-4455.

1 Read instructions cover to cover.
2 Save all packaging until assembly is completed.

1 IMPORTANT SAFETY INFORMATION

Do not assemble the product if any of the following parts arrived damaged:

Part # - Chair Base
Part # - leg

Do not assemble if any of the following Hardware parts missing:

Part # - Allen Wrench
Part # - Bolt
Part # - Washer

2 IMPORTANTASSEMBLY INFORMATION

Assembly Step If loosening persists,please make sure to tighten all the bolts periodically,or use a thread locker adhesive.

+ Parts Included

① CHAIR BASE
1PC

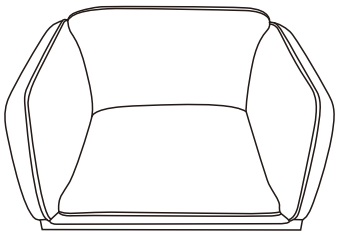

② LEG
4PCS

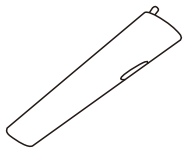

+ Hardware Included

A ALLEN WRENCH
Ø5/16 *10cm 1PC



B BOLT
M8*70MM 4PCS



C WASHER
M8*16MM 4PCS



