ASSEMBLY INSTRUCTIONS

SKU - #139-L

meridian furniture

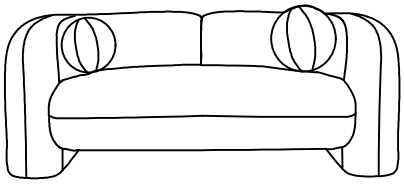

+ Parts Included

① Loveseat Base 1pc

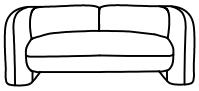

② Big ball pillow 1pc

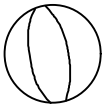

③ Small ball pillow 1pc



④ Leg 4 pcs



+ Do Not Use Power Tools



+ Suggested Adults



NOTE: For questions about parts or assembly please email support@meridianfurnitureusa.com or call us at 718-758-4455.

1 Read instructions cover to cover.

2 Save all packaging until assembly is completed.

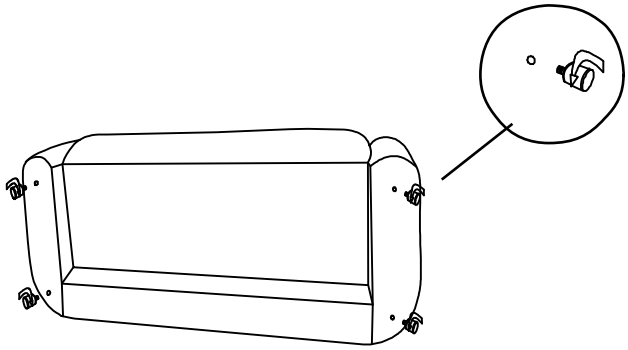

1 IMPORTANT SAFETY INFORMATION

Do not assemble the product if any of the following parts arrived damaged:

part # - Loveseat Base

part # - Big ball pillow

part # - Small ball pillow

part # - Leg

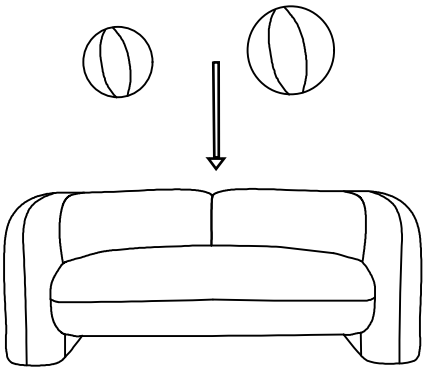

2 IMPORTANT ASSEMBLY INFORMATION

Assembly Step If loosening persists,please make sure to tighten all the bolts periodically,or use a thread locker adhesive.

