ASSEMBLY INSTRUCTION

meridian furniture

SKU - #118CORNER+ARMLESS CHAIR



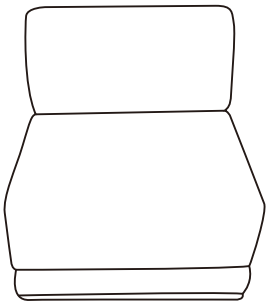

+ Do Not Use Power Tools



+ Suggested Adults



NOTE: For questions about parts or assembly please email support@meridianfurnitureusa.com or call us at 718-758-4455.

1 Read instructions cover to cover.
2 Save all packaging until assembly is completed.

1 IMPORTANT SAFETY INFORMATION

Do not assemble the product if any of the following parts arrived damaged:

Part # - Corner Base
Part # - Armless Chair Base
Part # - Leg

2 IMPORTANTASSEMBLY INFORMATION

Assembly Step If loosening persists,please make sure to tighten all the bolts periodically,or use a thread locker adhesive.

+ Parts Included

① CORNER BASE
1PC



② ARMLESS CHAIR BASE
1PC

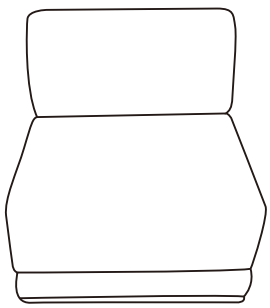

③ LEG
8PC

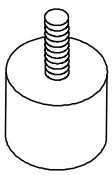

ASSEMBLY INSTRUCTION

meridian furniture

SKU - #118CORNER+ARMLESS CHAIR

1

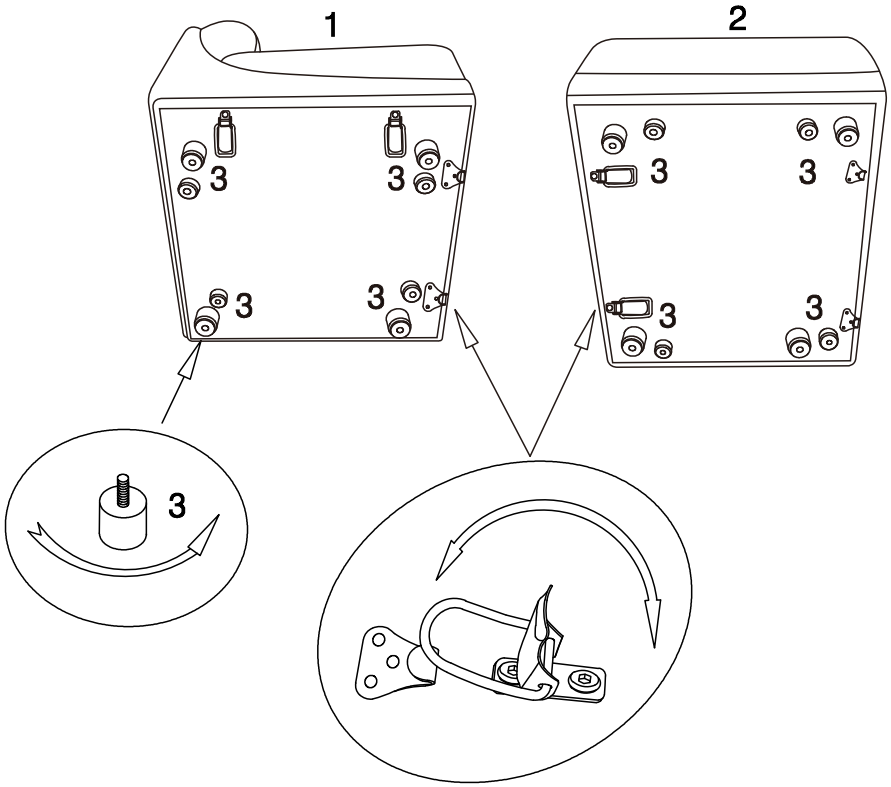

2

