ASSEMBLY INSTRUCTION

meridian furniture

SKU - #103MODULAR

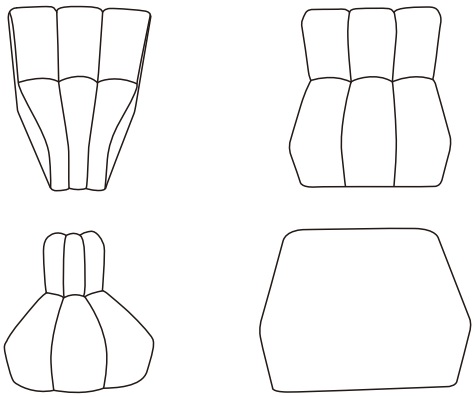

+ Do Not Use Power Tools



+ Suggested Adults



NOTE: For questions about parts or assembly please email support@meridianfurnitureusa.com or call us at 718-758-4455.

1 Read instructions cover to cover.
2 Save all packaging until assembly is completed.

1 IMPORTANT SAFETY INFORMATION

Do not assemble the product if any of the following parts arrived damaged:

Part # - Curve regular corner

Part # - Straight

Part # - Backwards curve corner

Part # - Ottoman

2 IMPORTANTASSEMBLY INFORMATION

Assembly Step If loosening persists,please make sure to tighten all the bolts periodically,or use a thread locker adhesive.

+ Parts Included

① CURVE REGULAR CORNER
1PC

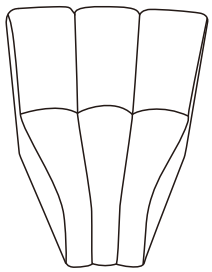

② STRAIGHT
1PC

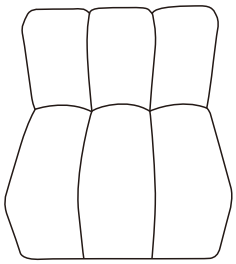

③ BACKWARDS CURVE CORNER
1PC

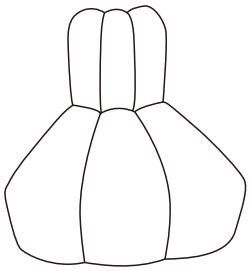

④ OTTOMAN
1PC



ASSEMBLY INSTRUCTION

SKU - #103MODULAR

1

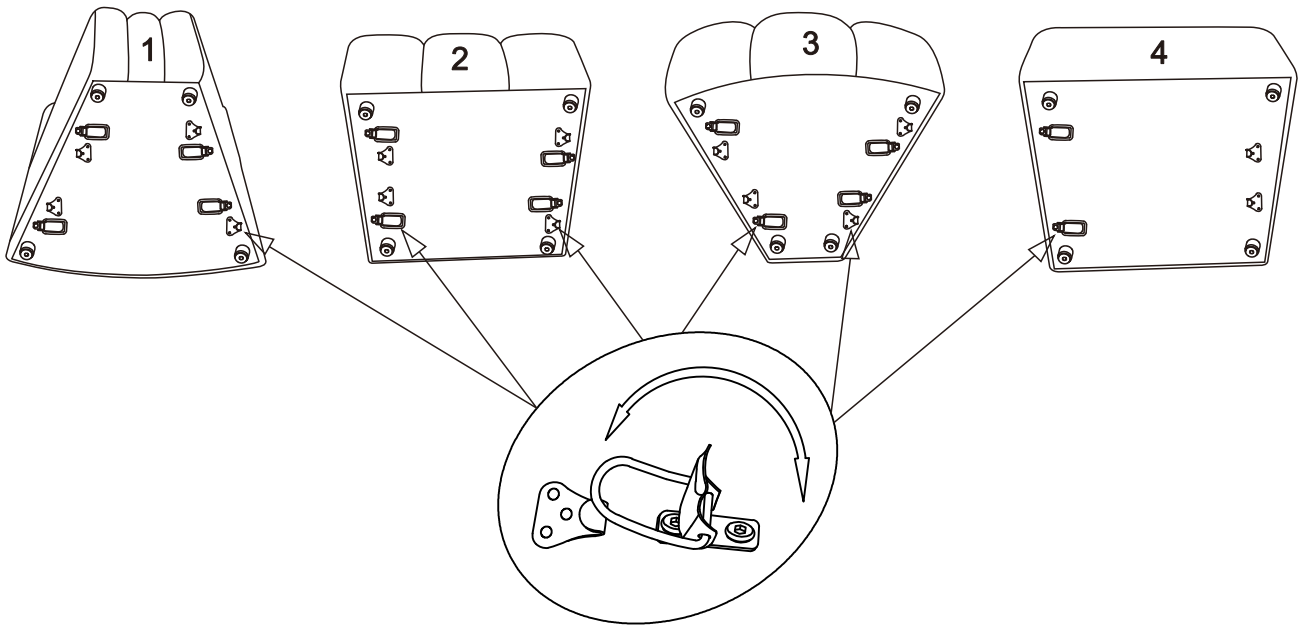

2

